Counting in 4/4 Time V

1. Write a 4/4 time signature after the clef sign, then write the count underneath each beat.



2. Write a 4/4 time signature after the clef sign. Write the count underneath each beat and draw the missing bar lines.



3. Write a 4/4 time signature after the clef sign. Write the count underneath each beat and draw the missing bar lines.


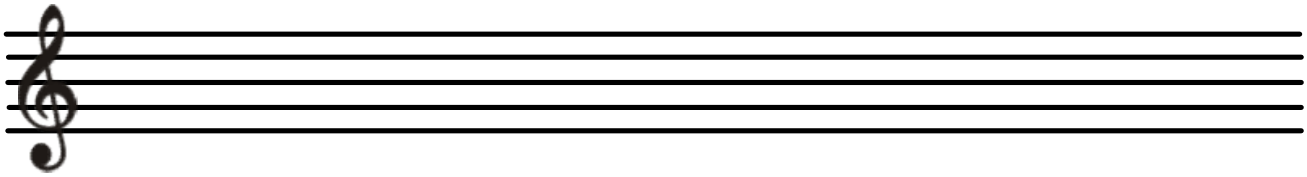
4. Write your own four measure song in 4/4 time. Make sure you have a time signature, each measure has 4 beats, and there are bar lines after each measure.